

## **COMET COMPOSTING PROGRAM**

### **Making a Sustainable Difference!**

**Welcome Packet: Your guide to  
composting at UTD**

**Got questions?**

Email: [sustainability@utdallas.edu](mailto:sustainability@utdallas.edu)

Web: [sustainability.utdallas.edu](http://sustainability.utdallas.edu)





## TABLE OF CONTENTS

About-----	3
How to Collect Caddy -----	4
Drop off Locations (with pictures)-----	6

**Got questions?**

Email: [sustainability@utdallas.edu](mailto:sustainability@utdallas.edu)  
Web: [sustainability.utdallas.edu](http://sustainability.utdallas.edu)





## ABOUT

The Comet Composting Program is UTD's initiative for students living on campus to compost organic material easily and free of charge. Since 2012, UT Dallas has composted over 800,000 lbs. of food waste, therefore diverting 81 tonnes of CO<sub>2</sub> from the atmosphere campus-wide. Since expanding the Comet Composting program into Housing in September 2018, over 18,000 lbs of food waste has been composted from on-campus resident participants.

Beginning in 2024, the Office of Sustainability began a partnership with **Moonshot Composting**, and compost drop off stations were expanded from three to nine locations, including expanded service to Dining Hall West, Canyon Creek, Northside, University Village, residence halls, and the campus core.



Got questions?

Email: [sustainability@utdallas.edu](mailto:sustainability@utdallas.edu)

Web: [sustainability.utdallas.edu](http://sustainability.utdallas.edu)





## STEPS TO COLLECT CADDY

Thank you for being interested in Comet Composting!

**Once you have completed the composting quiz (visit our website to complete),** please go to Construction Management Trailer 2 (pictured below) to pick up your caddy. You may pick up your caddy at your convenience from Monday through Friday (8am - 4pm). The office is not open outside of these hours.



Once you arrive, please let yourself in and pick up a caddy from the entrance. **Please take one of the available caddies and write down your name, net ID, email, and caddy number on the available sheet located on a shelf above the caddies (picture on next page).**

If a caddy in the office is not clean, please contact one of the Office of Sustainability staff members. Please refer to the end of the packet for instructions on what to compost. We also suggest cleaning out your caddy with warm water frequently to minimize any unwanted odors.





## STEPS TO COLLECT CADDY (CONT.)

Comet Composting  
Caddy **Pick Up** HERE

**Please fill out your information on the sheet. Do not pick up a caddy until you've completed the online or in-person training.** Remember to return your caddy once you leave the university.

More information about composting at UTD is available at [sustainability.utdallas.edu](http://sustainability.utdallas.edu).



## Caddy Check Out

[illegible]



## **DROP OFF LOCATIONS**

Below are the drop-off locations for comet composting (pictures are on next pages):

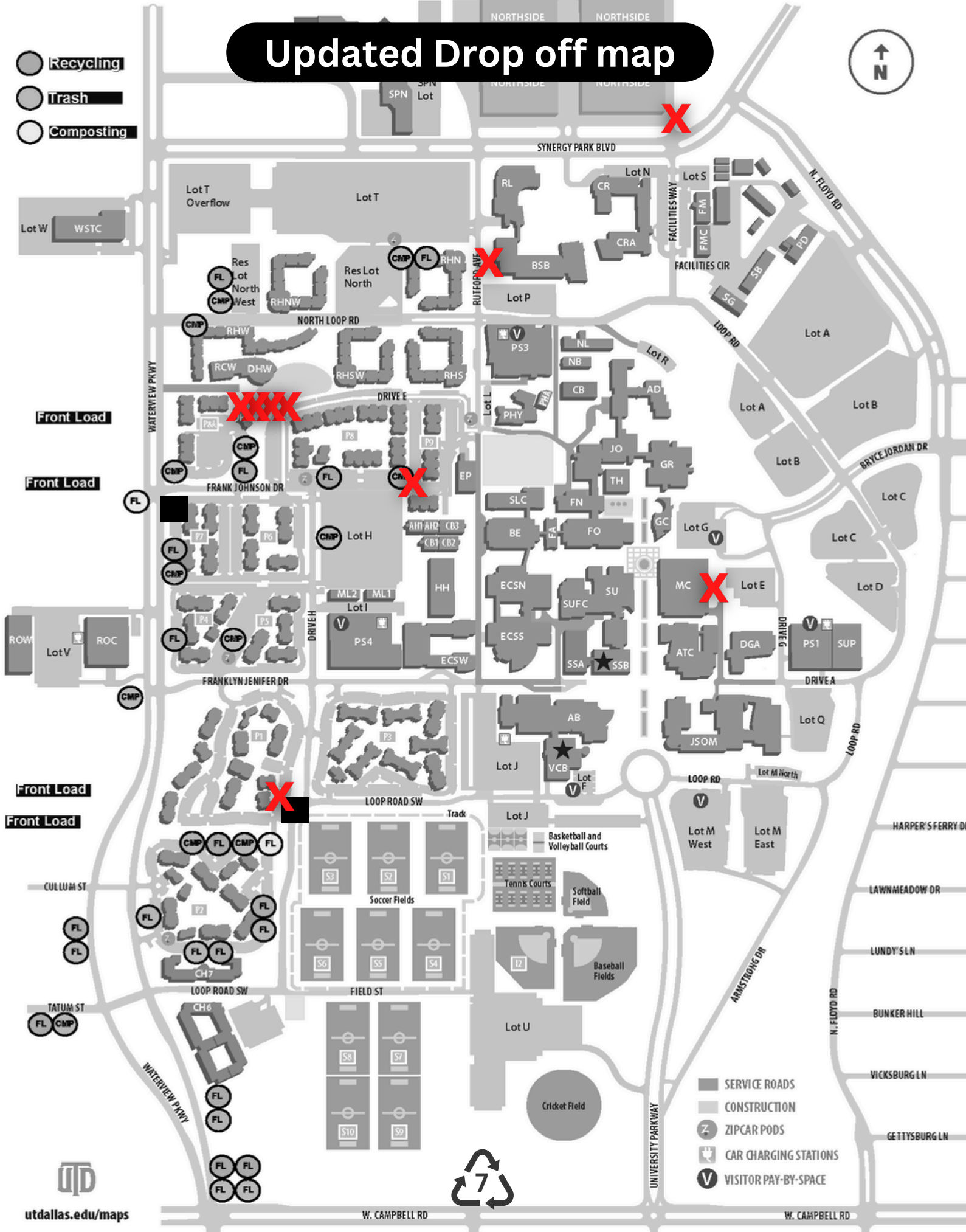
- University Village Phase 1
- University Village Phase 3
- University Village Phase 9
- Rutherford St. Dock area
- Northside Apartments
- Eugene Mcdermott Library
- Dining Hall (not available to use for students/staff)





# Updated Drop off map

- Recycling
- Trash
- Composting



utdallas.edu/maps



- SERVICE ROADS
- CONSTRUCTION
- ZIPCAR PODS
- CAR CHARGING STATIONS
- VISITOR PAY-BY-SPACE



# Northside

(1 bin)





# Campus Core

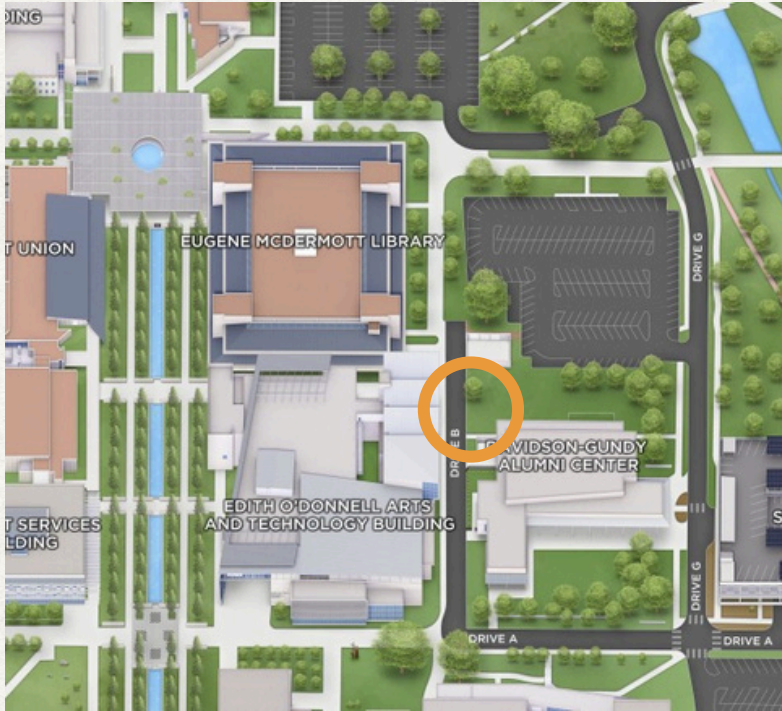
West side of RL/BSB (1 bin, see below)





# Campus Core

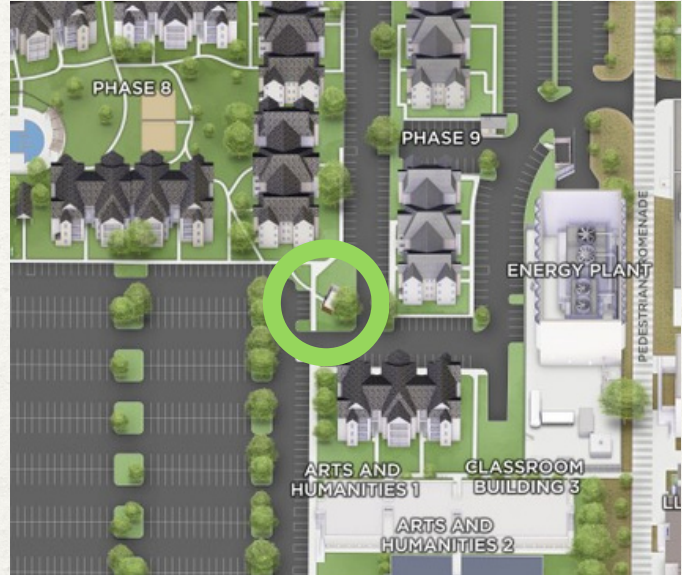
McDermott Library loading dock (1 bin)\*





# University Village

Phase 9 (1 bin)





# University Village

Phase 3 (1 bin)\*





# University Village

Phase 1 (1 bin)\*

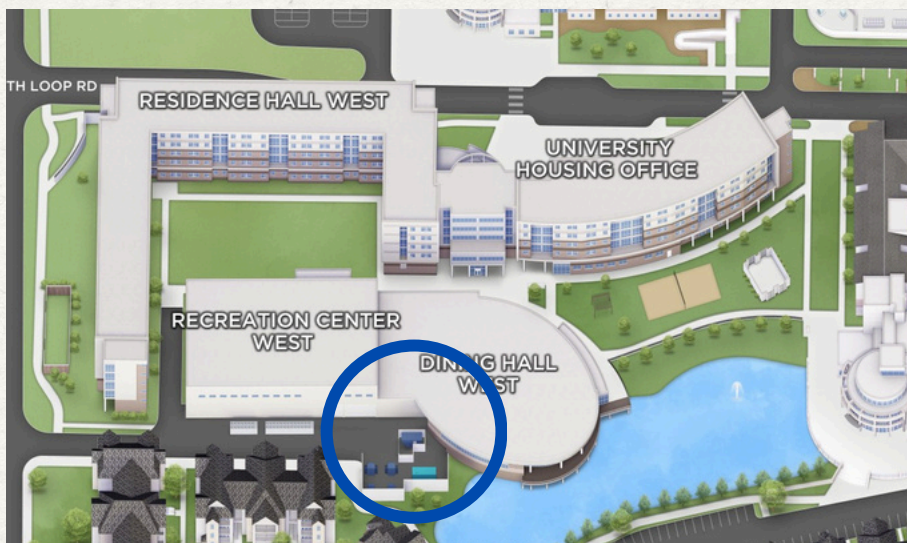




# Dining Hall West

Loading Dock (3 bins)

**NOT AVAILABLE FOR STUDENT USE**





# **THANK YOU FOR CHOOSING TO COMPOST AT UTD!**

**Got questions?**

Email: [sustainability@utdallas.edu](mailto:sustainability@utdallas.edu)

Web: [sustainability.utdallas.edu](http://sustainability.utdallas.edu)

